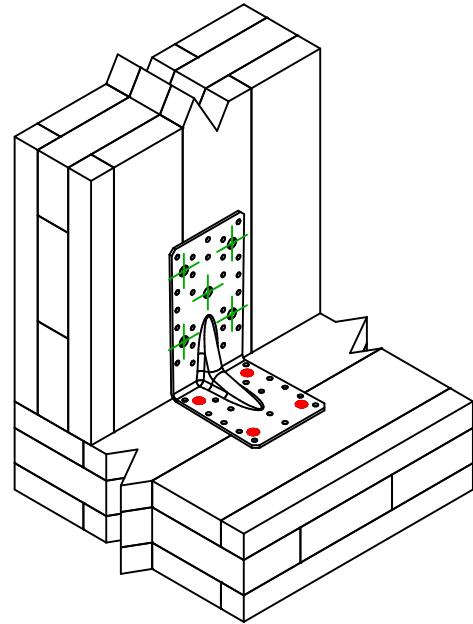
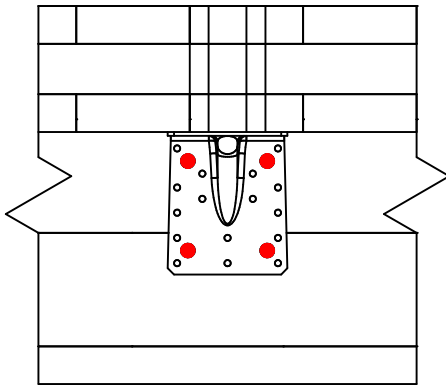
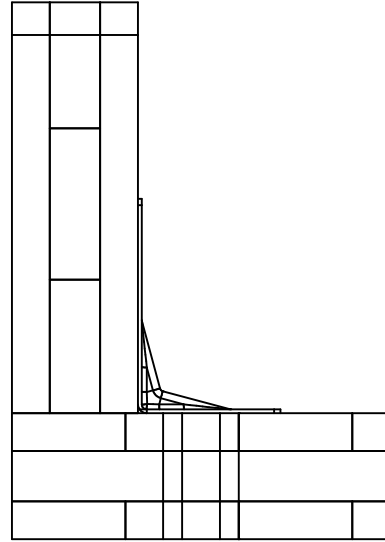
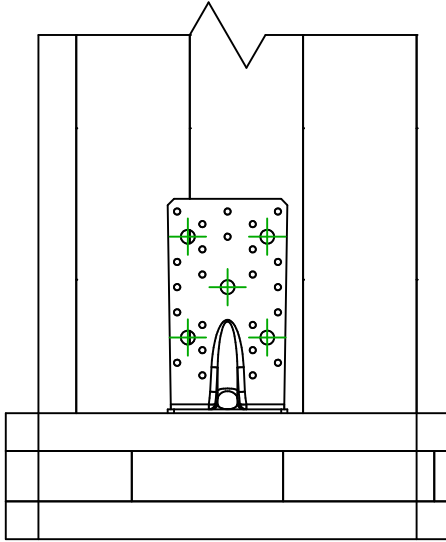




<b>Referencia</b> =	E20/3	
<b>Fijaciones</b> =	Madera sobre madera	CLT sobre CLT
<b>Sistema de fijación</b> =	Clavado parcial	Plan de fijación N° 7



	Símbolo	Fijaciones	Referencia	Ctd
<b>Fijaciones Soporte</b>		SSH	SSH10.0X80	4
		-	-	
		-	-	
<b>Fijaciones Viga Secundaria</b>		SSH	SSH10.0X80	5
		-	-	
		-	-	