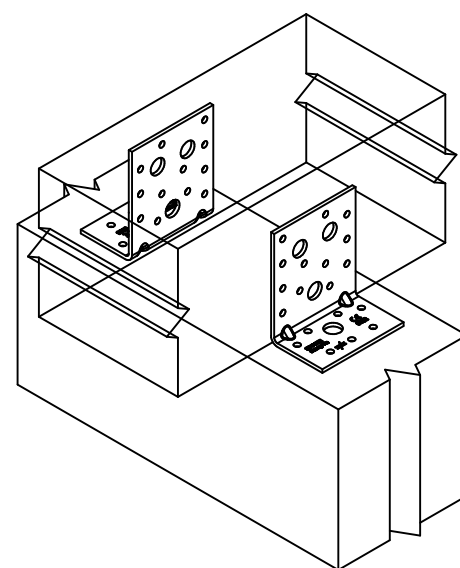
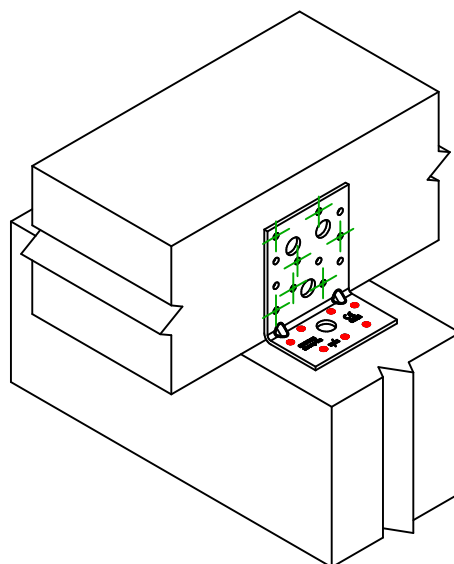
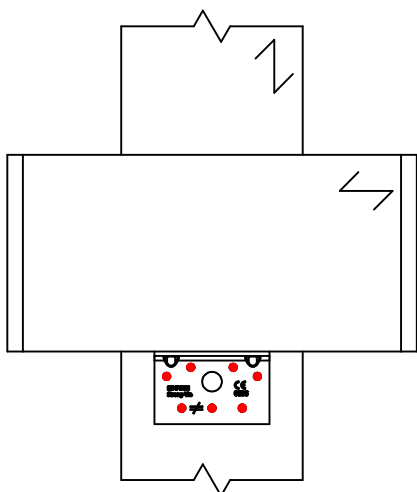
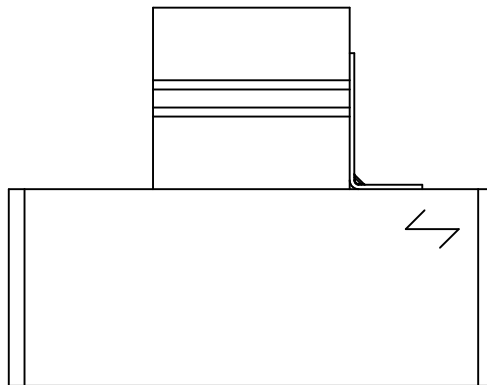
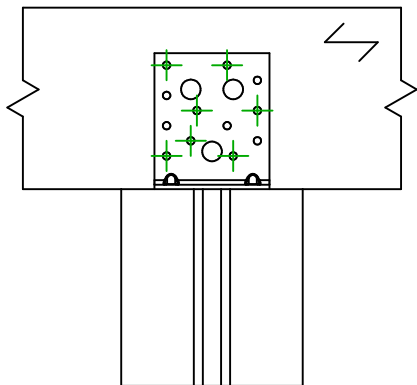




| | | |
|--------------------|-----------------|-----------------------|
| Référence = | AE76 | |
| Fixations = | Bois sur bois | Poutre sur poutre |
| Type de fixation = | Clouage partiel | Plan de fixation N° 4 |



Mise en oeuvre pour 2 équerres

Mise en oeuvre pour 1 équerre

| | Symbole | Fixations | Références | Qté |
|------------------------|---------|-----------|-----------------|-----|
| Fixation(s) Porteur | | CNA | CNA4.0X40/50/60 | 7 |
| | | CSA | CSA5.0X40/50 | |
| | | - | - | |
| Fixation(s) Porté | | CNA | CNA4.0X40/50/60 | 7 |
| | | CSA | CSA5.0X40/50 | |
| | | - | - | |